

hello



Second Grade!

Dear Parents,

I wanted to introduce myself, my name is Shannon Ballintyn and I will be your child's new teacher next year. I am incredibly excited to work closely with you all next year as we embark on the amazing journey of second grade!

As I hope you come to find, I am a very hands-on teacher who places an emphasis on the whole child and looking at individual needs. I truly look forward to learning how your child works and working closely with you, to ensure they have a great experience during the next school year.

That being said, summer work is SUPER important to keep up with basic skills. I, however, do not believe that students (or parents) should dread the summer work being sent home. I simply request that a daily review of sight words, math facts, and reading please take place with one additional writing journal to be accomplished.

I have attached more information with each activity and please ask that it be returned the first week of school, as well as any necessary paperwork.

If you have any questions, concerns, or would just like to introduce yourself, please feel free to reach out to me through the school email. Thank you in advance for your assistance and cooperation.





I hope you and your families have a wonderful and relaxing summer.

See you in August!



Mrs. Ballintyn



Summer Reading Challenge

Read at least 20 minutes a day over the summer. For each 20 minutes you read, color in a bubble in the chart below. If you completely bubble in the chart, you will have read 2,000 minutes over the summer!! WOW!

<input type="checkbox"/>	<input type="checkbox"/>	<input type="checkbox"/>	<input type="checkbox"/>	<input type="checkbox"/>	<input type="checkbox"/>	<input type="checkbox"/>	<input type="checkbox"/>	<input type="checkbox"/>	<input type="checkbox"/>
<input type="checkbox"/>	<input type="checkbox"/>	<input type="checkbox"/>	<input type="checkbox"/>	<input type="checkbox"/>	<input type="checkbox"/>	<input type="checkbox"/>	<input type="checkbox"/>	<input type="checkbox"/>	<input type="checkbox"/>
<input type="checkbox"/>	<input type="checkbox"/>	<input type="checkbox"/>	<input type="checkbox"/>		<input type="checkbox"/>	<input type="checkbox"/>	<input type="checkbox"/>	<input type="checkbox"/>	<input type="checkbox"/>
<input type="checkbox"/>	<input type="checkbox"/>	<input type="checkbox"/>	<input type="checkbox"/>	<input type="checkbox"/>	<input type="checkbox"/>	<input type="checkbox"/>	<input type="checkbox"/>	<input type="checkbox"/>	<input type="checkbox"/>
<input type="checkbox"/>	<input type="checkbox"/>	<input type="checkbox"/>	<input type="checkbox"/>	<input type="checkbox"/>	<input type="checkbox"/>	<input type="checkbox"/>	<input type="checkbox"/>	<input type="checkbox"/>	
<input type="checkbox"/>	<input type="checkbox"/>	<input type="checkbox"/>	<input type="checkbox"/>	<input type="checkbox"/>	<input type="checkbox"/>	<input type="checkbox"/>	<input type="checkbox"/>	<input type="checkbox"/>	<input type="checkbox"/>
<input type="checkbox"/>	<input type="checkbox"/>	<input type="checkbox"/>	<input type="checkbox"/>	<input type="checkbox"/>	<input type="checkbox"/>	<input type="checkbox"/>	<input type="checkbox"/>	<input type="checkbox"/>	<input type="checkbox"/>
<input type="checkbox"/>	<input type="checkbox"/>	<input type="checkbox"/>	<input type="checkbox"/>		<input type="checkbox"/>	<input type="checkbox"/>	<input type="checkbox"/>	<input type="checkbox"/>	<input type="checkbox"/>
<input type="checkbox"/>	<input type="checkbox"/>	<input type="checkbox"/>	<input type="checkbox"/>	<input type="checkbox"/>	<input type="checkbox"/>	<input type="checkbox"/>	<input type="checkbox"/>	<input type="checkbox"/>	<input type="checkbox"/>
<input type="checkbox"/>	<input type="checkbox"/>	<input type="checkbox"/>	<input type="checkbox"/>	<input type="checkbox"/>	<input type="checkbox"/>	<input type="checkbox"/>	<input type="checkbox"/>	<input type="checkbox"/>	

Rewards >>

 Lollipop
 Treasure Box

 Homework pass
 Dress Down Day
pass

Sight Words



Summer Sight Word Practice

It is important to practice reading these words daily, but I understand that summer has a lot of stuff going on. Therefore I ask that the sight words are reviewed, at a minimum, weekly! The goal is to review 1st grade sight words and move into 2nd grade sight words to be extra prepared for the upcoming school year.

To Do:

- Review each list daily
 - In June, highlight the words you read correctly in yellow.
 - Go back in July and highlight any additional words in blue.
 - Finally in August highlight additional words in green.
 - Please note the date of each "quiz" below and return this sheet the first week of school.
-

Name: _____

Sight Word Quiz

June: _____

July: _____

August: _____

SECOND EDITION

LEVEL 1: TRICK WORDS (in alphabetical order)

Total Words: 93

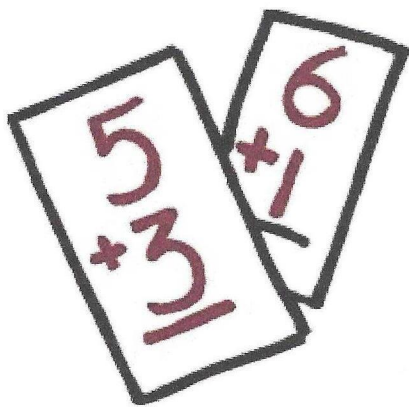
a	is	they
about	little	to
also	look	too
and	many	try
another	may	two
any	me	very
are	month	want
as	Mr.	was
be	Mrs.	water
been	my	way
being	new	we
between	none	were
by	nothing	what
called	now	when
come	number	where
could	of	who
day	one	why
do	or	word
does	other	work
down	our	would
each	out	write
first	over	you
for	own	your
friend	people	
from	put	
good	said	
has	say	
have	says	
he	see	
her	she	
here	should	
his	some	
how	the	
I	their	
into	there	

SECOND EDITION

LEVEL 2: TRICK WORDS (in alphabetical order)

Total Words: 84

again	know	world
against	large	young
always	laugh	
America	learn	
animal	lose	
answer	Monday	
August	mother	
away	move	
beautiful	night	
both	ocean	
bought	often	
breakfast	once	
brother	only	
brought	picture	
carry	piece	
change	place	
city	please	
country	pretty	
couple	pull	
cousin	ready	
daughter	right	
December	Saturday	
different	school	
done	shall	
early	something	
earth	son	
eight	special	
enough	sure	
every	talk	
family	thought	
father	Thursday	
favorite	together	
February	tomorrow	
full	trouble	
goes	Tuesday	
great	use	
head	used	
house	walk	
January	Wednesday	
July	whose	
knew	won	



Math Facts

Attached are some of the math facts your child was introduced to in first grade and will be using ALL the time in second grade. Please try to review them daily (weekly 😊). I suggest, if you are able, to laminate the facts before cutting them out to make them more sturdy and place them in a zip lock bag to keep them together. A good time to practice is the car to kill time when traveling and memorize the facts. Please take time to quiz your child throughout the summer so you can concentrate on the facts your child does not automatically recognize.

$1+10$

$2+10$

$3+10$

$4+10$

$5+10$

$6+10$

$7+10$

$8+10$

$9+10$

$0+10$

$10+1$

$10+2$

$10+3$

$10+4$

$10+5$

$10+6$

$10+7$

$10+8$

$10+9$

$10+10$

$7+7$

$6+6$

$5+5$

$8+8$

$4+4$

$9+9$

$2+2$

$3+3$

$10+10$

$20+20$

$10+0$

$9+1$

$8+2$

$7+3$

$6+4$

$5+5$

$4+6$

$3+7$

$2+8$

$1+9$

$0+10$

$10-9$

$10-8$

$10-7$

$10-6$


$10-5$

$10-4$

$10-3$

$10-2$

$10-1$




Attached are 3 blank journal writing papers. Please have your child complete one. I ask that they write about whatever they so choose. Some ideas are listed below. Please do not help your child with any work (especially spelling). The idea is to have them work on spelling words based on letter sounds and rules previously learned. At the top of the paper please have them draw an illustration (neatly and with detail).

Writing Prompts:

- Summer Vacation
- Special time with family
- Something new they learned
- How a new food tasted (good or bad!)
- Something new they learned
- What they hope to do the following week
- Goals for 2nd grade
- Favorite toy
- Least favorite food
- What makes them special
 - And/or anything else they can think of!

Name:

Date:



Name:

Date:



Name:

Date:



A large rectangular box for drawing or free writing.





Name: _____

Date: _____



Name:

Date:




Name: _____

Date: _____

Handwriting practice sheet with 10 rows. Each row consists of a solid top line, a dashed middle line, and a solid bottom line. On the left side of each row, there are three small illustrations: a cartoon character with a star on its head, a hand holding a pencil, and a small house-like icon.

Name:

Date:



Name: _____ Date: _____

Handwriting practice sheet with 10 rows. Each row consists of three horizontal lines: a solid top line, a dashed middle line, and a solid bottom line. On the left side of each row, there are three small, stylized illustrations: a bird-like creature at the top line, a hand holding a pencil at the middle line, and a small figure at the bottom line.